

TULIP 4191

PROJECT PROJÉT

SPEC TYPE

NOTES



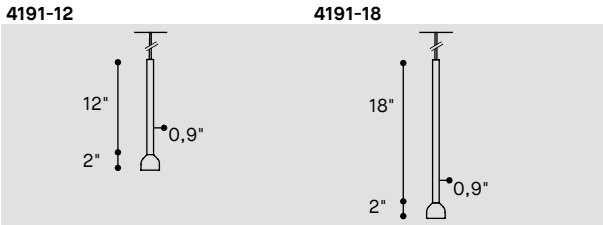

DIFFUSER DIFFUSEUR



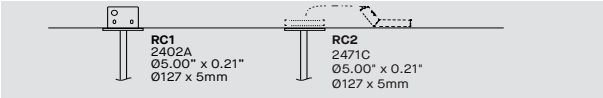
FINISH FINI



POWER CORD FINISH FINI CABLE D'ALIMENTATION



MOUNTING OPTIONS OPTIONS DE MONTAGE



PRODUCT CHARACTERISTICS CARACTÉRISTIQUES DU PRODUIT



ORDERING SPECIFICATION		SPÉCIFICATION DE COMMANDE		CODE	
MODEL	MODÈLE				
4191-12	PENDANT - 1 LIGHT SOURCE (SHORT)				
4191-18	PENDANT - 1 LIGHT SOURCE (LONG)				
DIFFUSER	DIFFUSEUR				
BLB	BULB - RECESSED FLAT LENS (BEAM ANGLE 20°)				
BUD	BUD - 1" SMALL DIFFUSER, FROSTED				
BSM	BLOSSOM - 2" LARGE DIFFUSER, FROSTED				
LIGHT SOURCE	SOURCE LUMINEUSE			LED	
LED	REGULAR OUTPUT				
COLOR TEMPERATURE	TEMPÉRATURE DE COULEUR				
WDIM	2200K-5000K				
27	2700K (STATIC WHITE)				
30	3000K (STATIC WHITE)				
35	3500K (STATIC WHITE)				
40*	4000K (STATIC WHITE)				
* LONGER LEAD TIME MAY APPLY, PLEASE CONTACT YOUR EUREKA REPRESENTATIVE					
COLOR RENDERING INDEX (CRI)	INDICE DE RENDU DE COULEUR (IRC)			90	
90	90+ CRI				
VOLTAGE	VOLTAGE				
120V	120 VOLT				
277V	277 VOLT				
CONTROL OPTION	OPTION DE CONTRÔLE				
DV	0-10V DIMMING (120V-277V)				
DP	PHASE DIMMING (120V ONLY)				
NLTAIR2*	NLIGHT AIR CONTROL GEN 2				
NLIGHT*	NLIGHT WIRED CONTROL				
* NLIGHT INTEGRATION REQUIRES A REMOTE POWER PACK (39NLA A FOR NLTAIR2 OR 39NLWA FOR NLIGHT) REFER TO NLIGHT GUIDE AND INSTALLATION SHEET FOR ALL REQUIREMENTS.					
CABLE CÂBLE				C	
C	POWERCABLE, FIELD ADJUSTABLE				
CABLE LENGTH	LONGUEUR DE CÂBLE				
60*	60" CABLE (STD LENGTH)				
**	CUSTOM CABLE LENGTH (PLEASE SPECIFY) FOR OVERALL LENGTH PLEASE CONTACT YOUR EUREKA REPRESENTATIVE.				
MOUNTING	MONTAGE				
ROUND CANOPY / PAVILLON ROND					
RC1*	SCREWLESS 5.00" X 0.21"H. CANOPY (2402A)				
RC2	SLIM PLATE WITH REMOTE JBOX (2471C)				
*3983 ACCESSORY PROVIDED					
CANOPY FINISH	FINI PAVILLON				
BLKE	BLACK FINE TEXTURE				
WHE	WHITE FINE TEXTURE				
MATCH*	COLOR MATCH WITH TUBE				
*LONGER LEAD TIME MAY APPLY, PLEASE CONTACT YOUR EUREKA REPRESENTATIVE.					
POWER CORD FINISH	FINI CÂBLE ALIMENTATION				
BBC	BASIC BLACK	BOC	BLOOD ORANGE	DBC	DYNAMIC BLUE
TGC	TITANIUM GRAY	OGC	OLIVE GREEN	GGC	GRASS GREEN
AWC	ARCTIC WHITE	PNC	PINOT NOIR	SIC	SILVER
AYC	APRICOT YELLOW	CBC	CHOCOLATE BROWN	CHC	CHAMPAGNE
SBC	SAND BEIGE				
TUBE FINISH	FINI TUBE				
BLKE	BLACK	CBE*	CHOCOLATE BROWN	NBE*	NAVY BLUE
WHE	WHITE	CPE*	CLAY PINK	SBE*	SAND BEIGE
CHM*	CHAMPAGNE METALLIC	DBE*	DYNAMIC BLUE	SGE*	SAGE GREY
SIM*	SILVER METALLIC	GGE*	GRASS GREEN	STE*	SUMMER TEAL
AYE*	APRICOT YELLOW	HGE*	HUNTER GREEN	RAL**	PLEASE SPECIFY RAL
BRE*	BRICK RED	LNE*	LUNAR GREY		CODE
* ALL FINISHES ARE FINE TEXTURED WITH THE EXCEPTION OF CHM, SIM					
* LONGER LEAD TIME MAY APPLY, PLEASE CONTACT YOUR EUREKA REPRESENTATIVE					
** SPECIFY 4 DIGIT RAL CLASSIC CODE. LONGER LEAD TIME MAY APPLY, PLEASE CONTACT YOUR EUREKA REPRESENTATIVE					
ACCESSORY	ACCESSOIRE				
3983	DEEP JUNCTION BOX (FOR RC1 CANOPY)				
39NLAA*	NLIGHT AIR GEN 2 REMOTE POWER PACK				
39NLWA*	NLIGHT WIRED REMOTE POWER PACK				
* FOR CHICAGO PLENUM INSTALLATION, PLEASE CONTACT YOUR EUREKA REPRESENTATIVE .					

TULIP PENDANT 4191 - FINISH OPTIONS / OPTIONS DE FINIS

Standard



BLKE
Black Textured




WHE
White Textured




AYE
Apricot
Yellow
Textured



BRE
Brick Red
Textured



CBE
Chocolate
Brown
Textured



CPE
Clay Pink
Textured

Metallic



CHM
Champagne



SIM
Silver




DBE
Dynamic Blue
Textured



GGE
Grass Green
Textured



HGE
Hunter Green
Textured



LNE
Lunar Gray
Textured



NBE
Navy Blue
Textured



SBE
Sand Beige
Textured



SGE
Sage Gray
Textured



STE
Summer Teal
Textured

POWER CORD OPTIONS / OPTIONS DE CABLE D'ALIMENTATION



BBC
Basic
Black



TGC
Titanium
Gray



AWC
Arctic
White



AYC
Apricot
Yellow



SBC
Sand
Beige



BOC
Blood
Orange



HGC
Hunter
Green



PNC
Pinot
Noir



CBC
Chocolate
Brown



DBC
Dynamic
Blue



GGC
Grass
Green

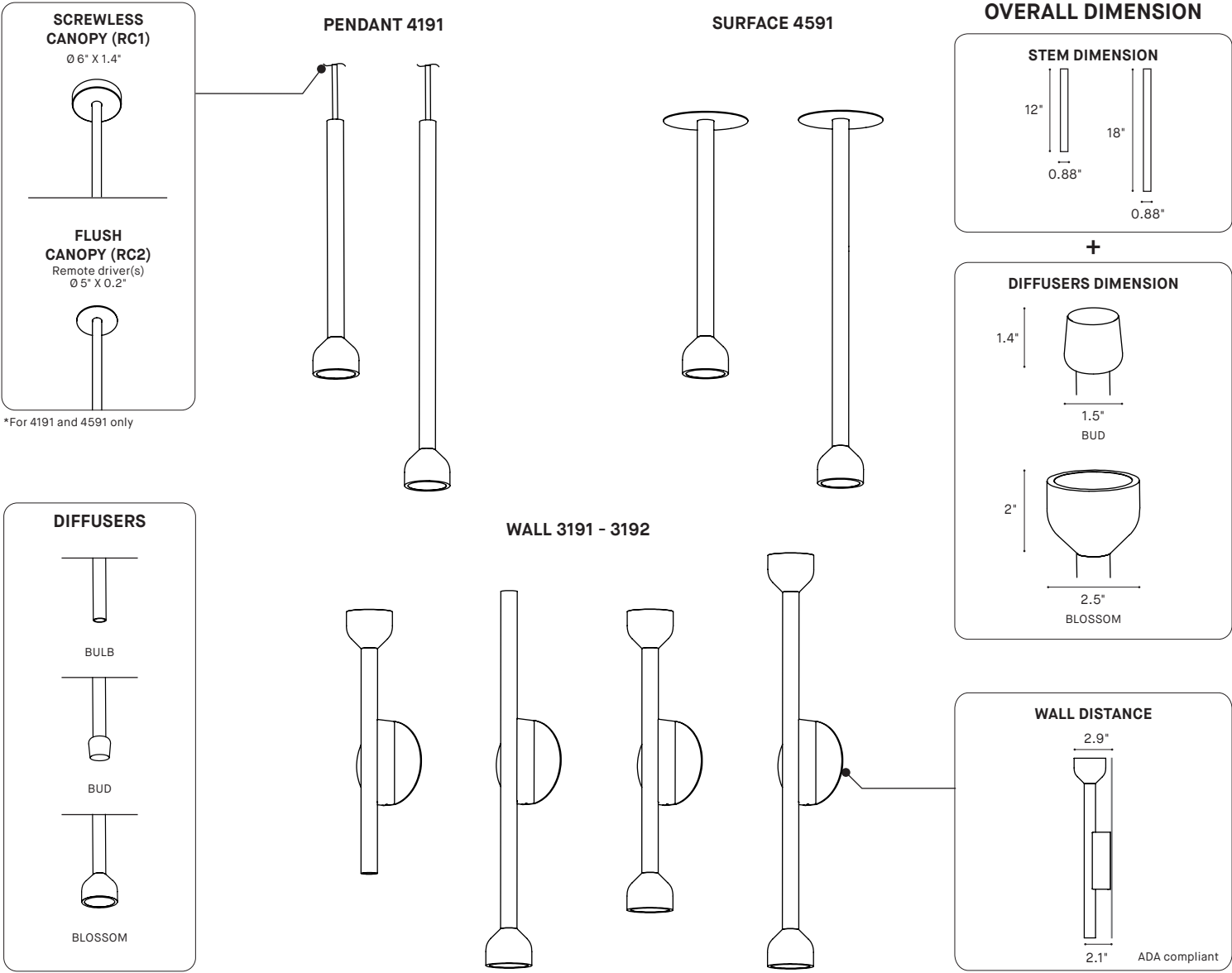


SIC
Silver

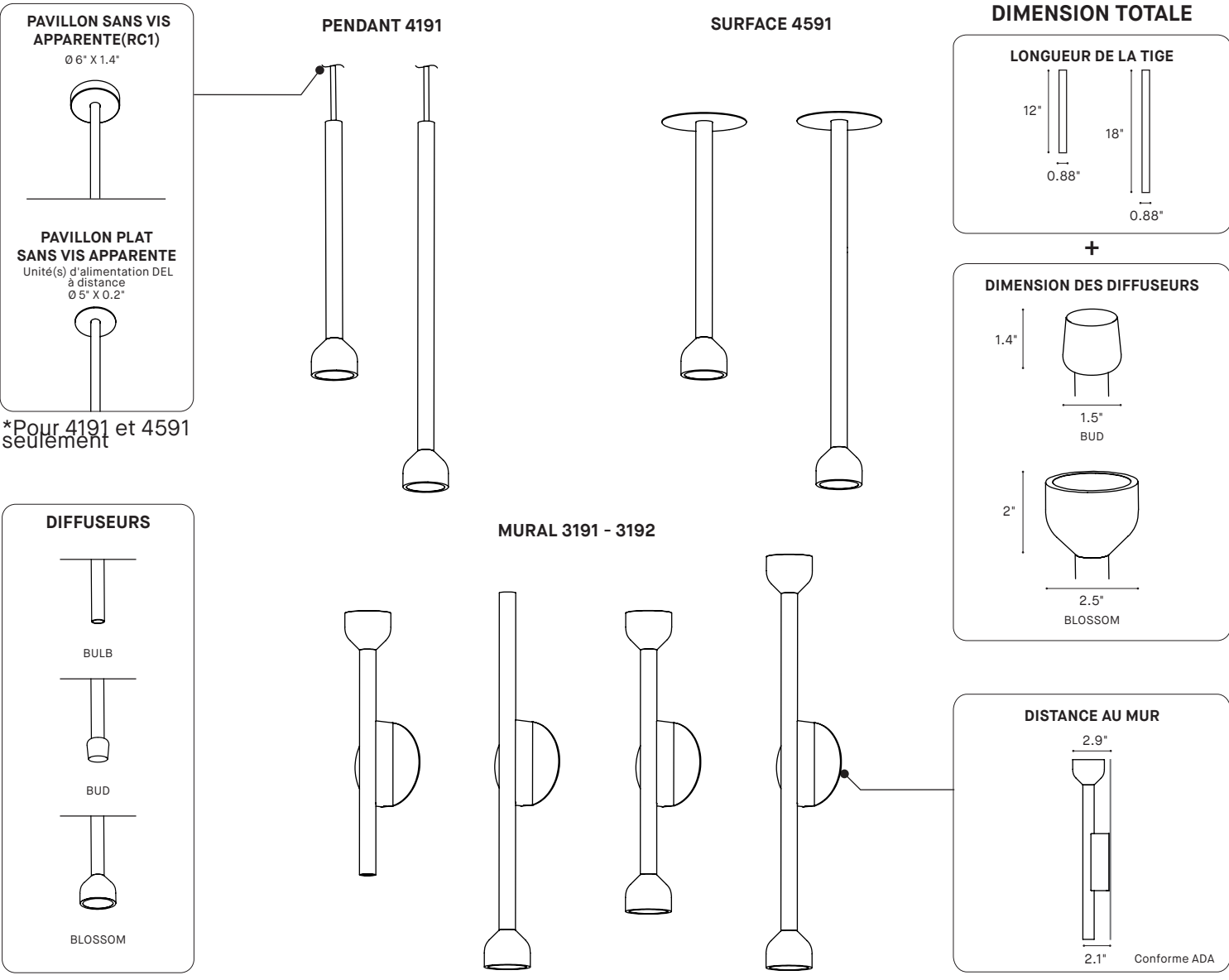


CHC
Champagne

TULIP ESSENTIALS 3191/3192/4191/4591



ESSENTIELS TULIP 3191/3192/4191/4591



SPECIFICATIONS PRODUIT

PERFORMANCE	BULB — BUD — BLOSSOM	BULB — BUD — BLOSSOM
PUISSANCE TOTALE	5 W	10 W
LUMENS RÉELS (4000K)	100 — 127 — 147 LM	X — 285 — X LM
EFFICACITÉ	30 — 36 — 44 LM/W	X — 43 — X LM/W
OTHER INFORMATION		
POIDS	~ 6.6 LBS / 3 KG	~ 7.7 LBS / 3.5 KG
L70 (MAINTENANCE DE LA LUMIÈRE)	60,000 HRS	60,000 HRS

FACTEUR D'EFFICACITÉ

IRC	CCT	FACTEUR
90+	4000K	1.00
90+	3500K	0.98
90+	3000K	0.94
90+	2700K	0.91

DISTRIBUTION LUMINEUSE



5 ans de garantie

Visitez notre site Web pour les termes et conditions.